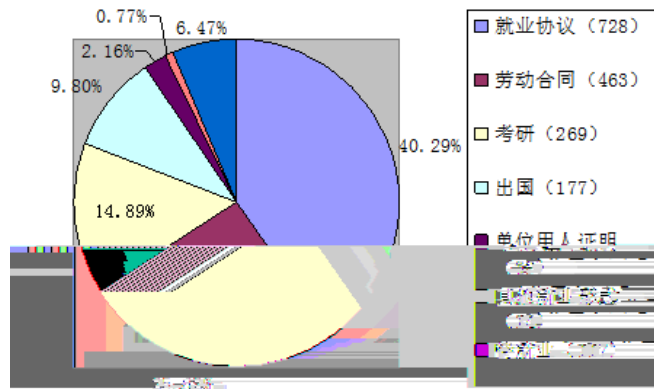
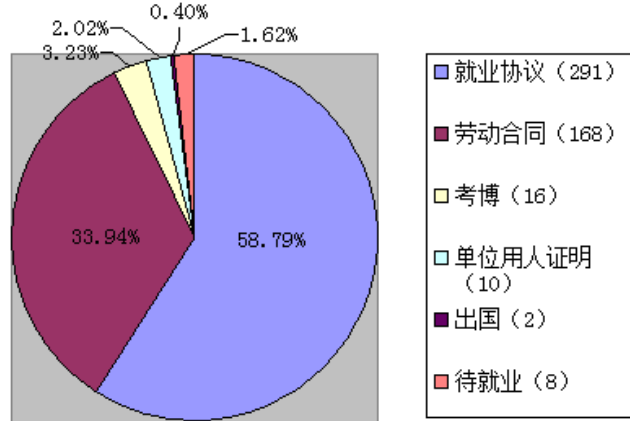


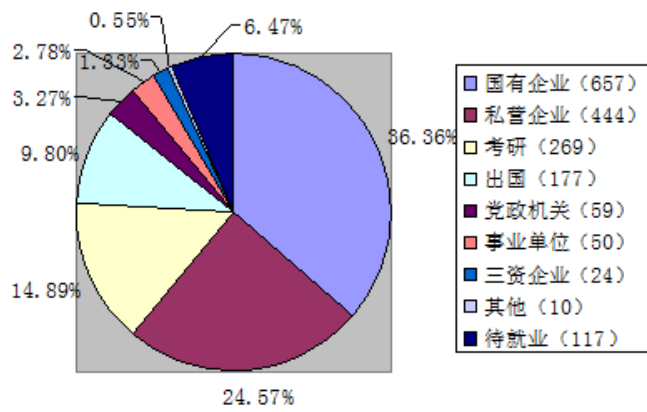
本科毕业生就业去向



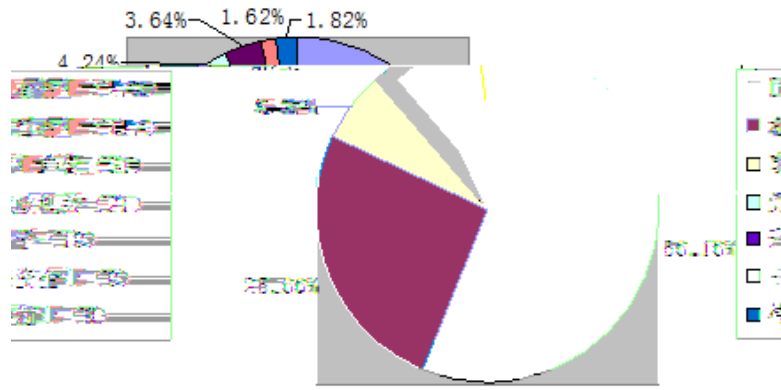
研究生毕业生就业去向



本科毕业生单位性质分布



研究生毕业生单位性质分布



³ 2018

5

3

1

3

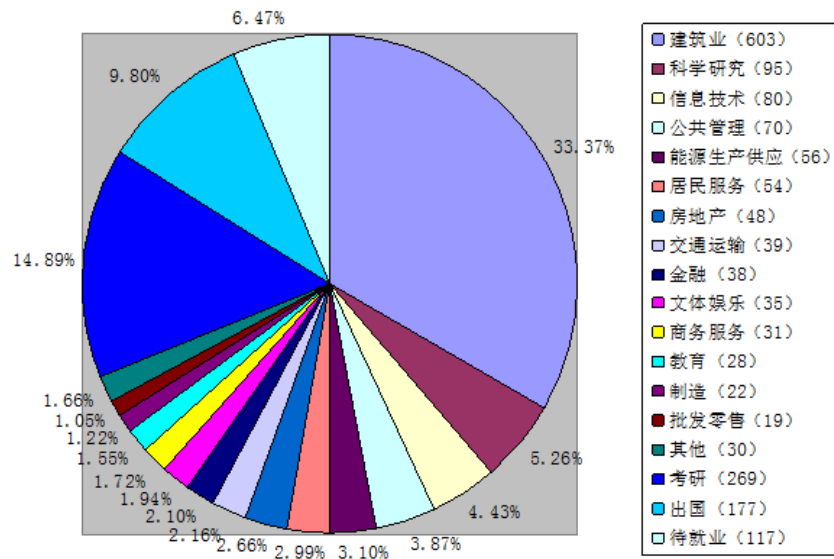
5

4

8

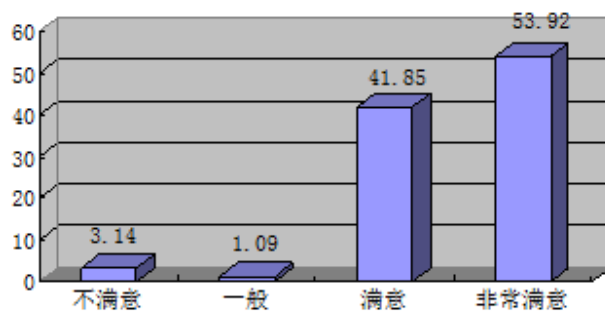
1

本科生就业单位行业分布

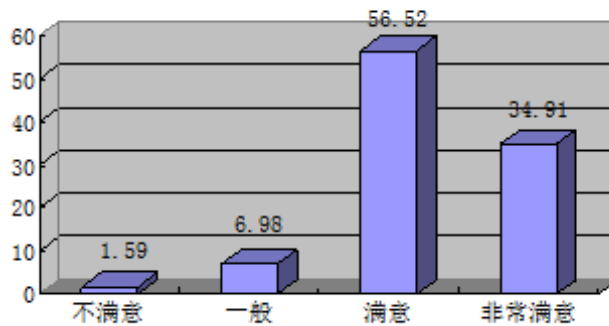




用人单位满意度统计图



毕业生满意度统计图



学院	专业	总人数	签约(人数/比例)	就业(人数/比例)	考博(人数/比例)	出国(值) (人数/比例)	升学总计(人数/比例)
建筑	城市规划	11	11 100%	11 100%	1 9.09%	0 0%	1 9.09%
	城乡规划学	8	7 87.50%	7 87.50%	0 0%	0 0%	0 0%
	风景园林学	10	10 100%	10 100%	0 0%	0 0%	0 0%
	工业设计工程	3	3 100%	3 100%	0 0%	0 0%	0 0%
	建筑学	73	71 97.26%	73 100%	0 0%	1 1.37%	1 1.37%
	建筑遗产保护	5	5 100%	5 100%	1 20.00%	0 0%	1 20.00%
	设计学	13	13 100%	13 100%	0 0%	0 0%	0 0%
	合计	123	120 97.56%	122 99.19%	2 1.63%	1 0.81%	3 2.44%
土木	结构工程	17	17 100%	17 100%	1 5.88%	0 0%	1 5.88%
	桥梁与隧道工程	4	4 100%	4 100%	0 0%	0 0%	0 0%
	岩土工程	1	1 100%	1 100%	0 0%	0 0%	0 0%
	道路与铁道工程	4	4 100%	4 100%	0 0%	0 0%	0 0%
	建筑与土木工程	75	74 98.67%	74 98.67%	0 0%	0 0%	0 0%
	交通运输规划与管理	3	3 100%	3 100%	0 0%	0 0%	0 0%
合计	104	103 99.04%	103 99.04%	1 0.96%	0 0%	1 0.96%	
环能	供热、供燃气、通风及空调工程	19	19 100%	19 100%	0 0%	0 0%	0 0%
	市政工程	12	12 100%	12 100%	2 16.67%	0 0%	2 16.67%
	环境工程	25	23 92.00%	24 96.00%	1 4.00%	0 0%	1 4.00%
	环境科学	4	3 75.00%	3 75.00%	0 0%	1 25.00%	1 25.00%
	建筑技术科学	1	1 100%	1 100%	1 100%	0 0%	1 100%
	建筑遗产保护	4	4 100%	4 100%	1 25.00%	0 0%	1 25.00%
	建筑与土木工程	2	2 100%	2 100%	0 0%	0 0%	0 0%
	建筑与土木工程 (供热、供燃气、通风及空调工程)	30	29 96.67%	30 100%	0 0%	0 0%	0 0%
建筑与土木工程(市政工程)	18	17 94.44%	18 100%	0 0%	0 0%	0 0%	
合计	115	110 95.56%	113 98.26%	4 3.48%	1 0.87%	5 4.35%	
电信	控制科学与工程	10	10 100%	10 100%	0 0%	0 0%	0 0%
	建筑与土木工程 (建筑电气与智能化)	17	16 88.24%	17 100%	0 0%	0 0%	0 0%
	合计	27	26 96.30%	27 100%	0 0%	0 0%	0 0%
经管	物流工程	2	2 100%	2 100%	2 100%	0 0%	2 100%
	企业管理	3	3 100%	3 100%	1 33.33%	0 0%	1 33.33%
	技术经济及管理	2	2 100%	2 100%	0 0%	0 0%	0 0%
	管理科学与工程	10	9 90.00%	10 100%	0 0%	0 0%	0 0%
	项目管理	3	2 66.67%	3 100%	0 0%	0 0%	0 0%
	工商管理	20	19 95.00%	19 95.00%	0 0%	0 0%	0 0%
合计	40	37 92.50%	39 97.50%	3 7.50%	0 0%	3 7.50%	
测绘	地图制图学与地理信息工程	8	8 100%	8 100%	0 0%	0 0%	0 0%
	测绘工程	25	23 92.00%	24 96.00%	4 16.00%	0 0%	4 16.00%
	大地测量学与测量工程	5	5 100%	5 100%	0 0%	0 0%	0 0%
	建筑遗产保护	3	3 100%	3 100%	0 0%	0 0%	0 0%
	摄影测量与遥感	5	5 100%	5 100%	0 0%	0 0%	0 0%
合计	47	45 95.74%	46 97.87%	4 8.51%	0 0%	4 8.51%	
机电	载运工具运用工程	5	5 100%	5 100%	1 20.00%	0 0%	1 20.00%
	工业工程	4	4 100%	4 100%	0 0%	0 0%	0 0%
	物流工程	1	1 100%	1 100%	0 0%	0 0%	0 0%
	检测技术与自动化装置	1	1 100%	1 100%	0 0%	0 0%	0 0%
	机械工程	9	9 100%	9 100%	0 0%	0 0%	0 0%
合计	20	20 100%	20 100%	1 5.00%	0 0%	1 5.00%	
文法	设计学	3	3 100%	3 100%	0 0%	0 0%	0 0%
	社会工作	7	5 71.43%	5 71.43%	0 0%	0 0%	0 0%
	合计	10	8 80%	8 80%	0 0%	0 0%	0 0%
理	应用数学	7	7 100%	7 100%	1 14.29%	0 0%	1 14.29%
	运筹学与控制论	2	2 100%	2 100%	0 0%	0 0%	0 0%
	合计	9	9 100%	9 100%	1 11.11%	0 0%	1 11.11%
研究生合计	495	478 96.57%	487 98.38%	16 3.23%	2 0.20%	18 3.63%	

学院	总人数	就业 (30分)	签约 (35分)	本科 考研	本科 出国(境)	本科升学 合计	硕士 考博	硕士 出国	硕士 升学合计	本硕 升学合计 (35分)	总分
建筑	272	93.75%	93.01%	20.81%	24.83%	45.64%	1.63%	0.81%	2.44%	26.10% 9.135	69.8135
土木	496	96.37%	93.75%	17.09%	7.40%	24.49%	0.96%	0%	0.96%	19.56% 6.846	68.5695
环能	378	96.03%	93.12%	24.71%	10.27%	34.98%	3.48%	0.87%	4.35%	25.66% 8.981	70.382
电信	230	93.91%	91.74%	14.29%	7.88%	22.17%	0%	0%	0%	19.57% 6.8495	67.1315
经管	395	89.11%	85.32%	4.51%	6.48%	10.99%	7.50%	0%	7.50%	10.63% 3.7205	60.3155
测绘	189	97.88%	93.65%	20.42%	11.27%	31.69%	8.51%	0%	8.51%	25.93% 9.0755	71.217
机电	156	96.80%	96.15%	14.71%	7.35%	22.06%	5.0%	0%	5.0%	19.87% 6.9545	69.647
文法	134	95.52%	93.28%	6.45%	13.71%	20.16%	0%	0%	0%	18.66% 6.531	67.835
理学院	52	98.08%	94.23%	9.30%	4.65%	13.95%	11.11%	0%	11.11%	13.46% 4.711	67.1155
合计	2302	94.60%	92.09%	14.89%	9.80%	24.69%	3.23%	0.4%	3.63%		